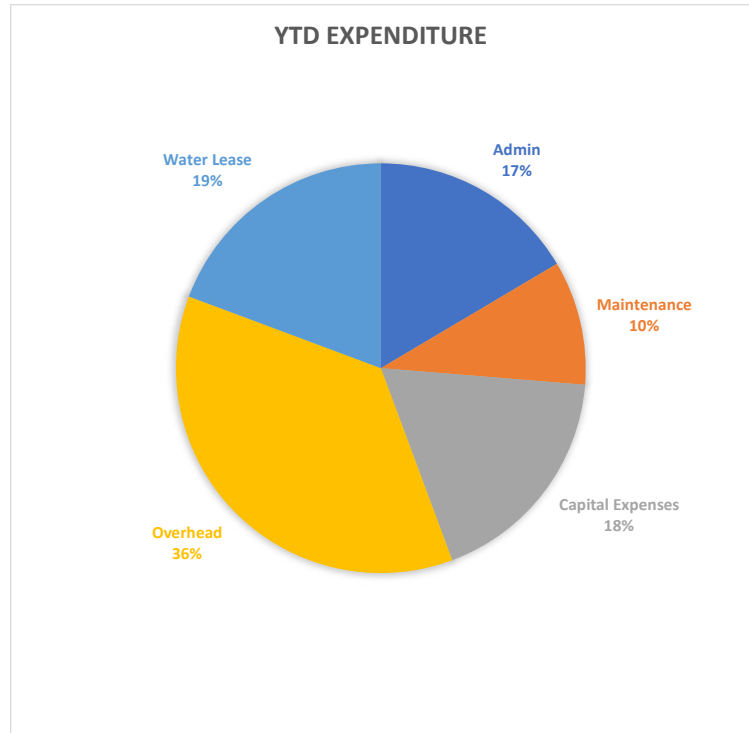


Costs (-)	Q1/2	Q3/4	YTD Totals	Percentage	Category ID	Description
Date of data	8/15/2022	1/29/2023				
Admin	\$ (6,328.29)	\$ (3,510.06)	\$ (9,838.35)	20%	1	Employees, materials, PO Box, legal fees, website fees, license
Maintenance	\$ (2,423.94)	\$ (3,435.28)	\$ (5,859.22)	12%	2	Scheduled and unscheduled maintenance costs
Capital Expenses	\$ (10,771.38)	\$ -	\$ (10,771.38)	22%	3	Improvements, spares, lease related
Overhead	\$ (8,033.38)	\$ (13,691.59)	\$ (21,724.97)	44%	4	Recurring :float install/removal, taxes, insurance, utilities
Water Lease	\$ (7,524.26)	\$ (3,998.09)	\$ (11,522.35)	24%	5	Fees associated with water lease
Total (-)	\$ (24,309.87)	\$ (24,635.02)	\$ (48,944.89)			
Profit/Loss						
Total (+)	\$ 69,714.15	\$ -	\$ 69,714.15			
Net	\$ 30,947.22	\$ (24,635.02)	\$ 20,769.26			
Expected capital			\$ 12,500.00			
Excess/Defecit			\$ 8,269.26			
Account Balances						
Water Right (-5408)	\$ 2,120.85	\$ 1,411.40				
Operations (-9497)	\$ 48,268.85	\$ 23,421.81				
Capital Sav (-1802)	\$ 9,593.82	\$ 9,522.35				

6	All accounts receivable
\$ 100.00	Capital Fee (per user)
125	Users

Last Year Comparison	2021	2022	% Change
Admin	\$ (12,559.65)	\$ (9,838.35)	-22%
Maintenance	\$ (7,196.58)	\$ (5,859.22)	-19%
Capital Expenses	\$ (12,849.16)	\$ (10,771.38)	-16%
Overhead	\$ (30,212.20)	\$ (21,724.97)	-28%
Water Lease	\$ (4,735.92)	\$ (11,522.35)	143%
Total	\$ (54,704.35)	\$ (48,944.89)	-11%

Total (+)	\$ 63,734.01	\$ 70,934.15	11%
Net (With Capital)	\$ 8,942.29	\$ 20,769.26	132%
Excess/Defecit	\$ (3,557.71)	\$ 8,269.26	



Account Summary

As of 01/29/2023
Customize

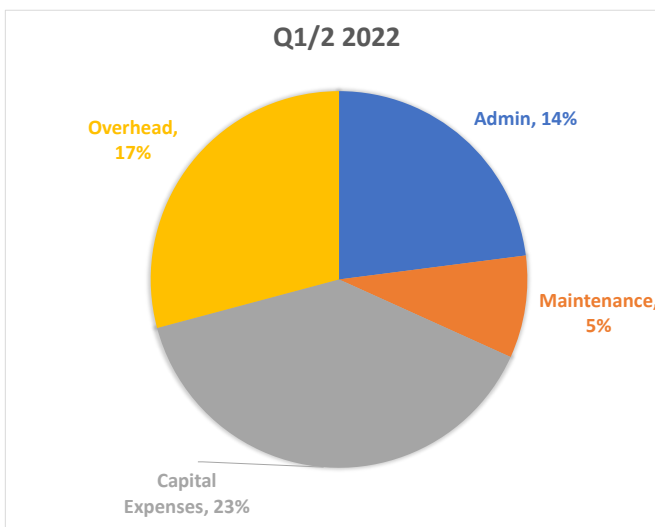
	BUSINESS CHECKING ...5408	\$1,411.40 Available balance
	BUSINESS CHECKING ...9497	\$23,421.81 Available balance
	BUSINESS PLATINUM SAVINGS ...1802	\$9,522.35 Available balance

From 2021 records

Costs (-)	Q1	Q2	YTD Totals
Date of data	4/27/2021	6/10/2021	
Admin	-\$811.96	-\$1,416.52	-\$12,559.65
Maintenance	-\$1,788.97	-\$4,382.38	-\$7,196.58
Capital Expenses	-\$9,000.00	-\$799.26	-\$12,849.16
Overhead	-\$674.70	-\$5,590.88	-\$30,212.20
Water Lease	\$0.00	-\$1,112.50	-\$4,735.92
Total (-)	-\$12,275.63	-\$13,301.54	-\$67,553.51


	YTD 2022	2021
Admin	1	\$ (6,328.29)
Maintenance	2	\$ (2,423.94)
Capital Expenses	3	\$ (10,771.38)
Overhead	4	\$ (8,033.38)
Water Lease	5	\$ (7,524.26)
Total		\$ (67,553.51)
Total (+)		\$ 68,509.15

Percent of season	80%
Admin	50%
Maintenance	34%
Capital Expenses	84%
Overhead	27%
Water Lease	159%
Total	52%



Average savings per month	\$ 1,268.50
Cost of new system	\$(12,969.94)
No of months, payback	10.22463
No of years payback	1.70410

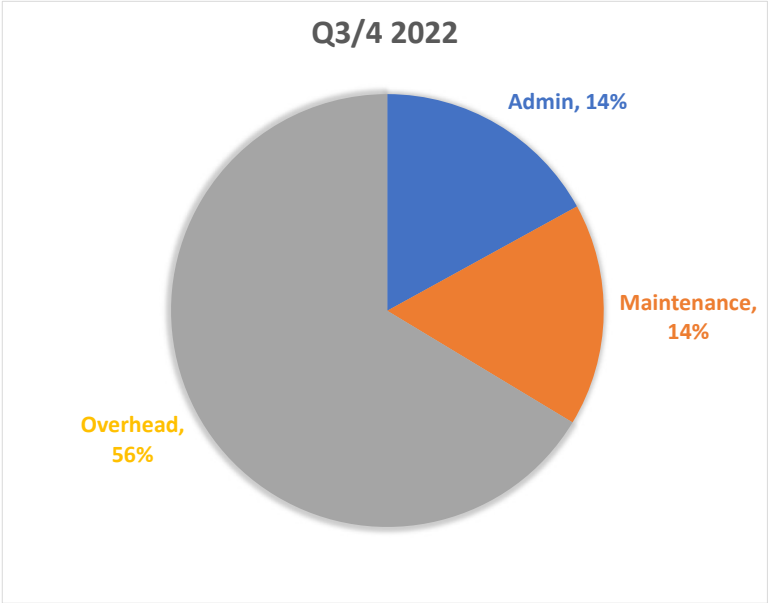
(new pump, VFD program, install)



Line	Date	Activity	Category	Note	Description
91	12/9/2022	\$ (3,998.09)	5		BILL PAY Aspect Consulting ON-LINE xx0131 ON 12-09
92	12/6/2022	\$ (1,845.16)	4		RECURRING PAYMENT AUTHORIZED ON 12/05 PUBLIC UTILITY DIS EBILL.OKANOVA WA S382339595281248 CARD 2672
93	12/5/2022	\$ (13.59)	4		PURCHASE AUTHORIZED ON 12/01 Amazon web service aws.amazon.co WA S582336276661595 CARD 2672
94	11/8/2022	\$ (3,482.32)	4		RECURRING PAYMENT AUTHORIZED ON 11/07 PUBLIC UTILITY DIS EBILL.OKANOVA WA S382311605857430 CARD 2672
95	11/3/2022	\$ (14.02)	4		PURCHASE AUTHORIZED ON 11/02 Amazon web service aws.amazon.co WA S462306569255963 CARD 2672
96	10/25/2022	\$ (352.30)	4		PURCHASE AUTHORIZED ON 10/23 IN *YELLOWJACKET L 509-3221094 WA S382297145680110 CARD 2672
97	10/5/2022	\$ (4,081.32)	4		RECURRING PAYMENT AUTHORIZED ON 10/04 PUBLIC UTILITY DIS EBILL.OKANOVA WA S302277527292321 CARD 2672
98	10/3/2022	\$ (13.59)	4		PURCHASE AUTHORIZED ON 10/02 Amazon web service aws.amazon.co WA S382275288548614 CARD 2672
99	9/27/2022	\$ (2,003.72)	1	OID	BILL PAY OID ON-LINE No Account Number ON 09-27
100	9/8/2022	\$ (2,182.59)	2		BILL PAY Schmitt Electric ON-LINE AEID ON 09-08
101	9/8/2022	\$ (1,133.08)	2		BILL PAY OConnell Drilling & Supply, LLC ON-LINE xxxxxx xxxxxxxxxxxx xsoc ON 09-08
102	9/8/2022	\$ (119.61)	2		BILL PAY Pape Machinery ON-LINE xxx6943 ON 09-08
103	9/7/2022	\$ (3,875.27)	4		RECURRING PAYMENT AUTHORIZED ON 09/06 PUBLIC UTILITY DIS EBILL.OKANOVA WA S382249537337343 CARD 2672
104	9/7/2022	\$ (434.90)		Bounced check	DEPOSITED ITEM RETN UNPAID - PAPER 220907
105	9/7/2022	\$ (12.00)	1	Bounced check	CASHED/DEPOSITED ITEM RETN UNPAID FEE
106	9/6/2022	\$ (14.02)	4		PURCHASE AUTHORIZED ON 09/03 Amazon web service aws.amazon.co WA S462246311926515 CARD 2672
107	9/2/2022	\$ 434.90		Bounced check	eDeposit in Branch/Store 09/02/22 09:30:13 AM 21 W 1ST ST OMAK WA
108	8/19/2022	\$ (1,494.34)	1	OID	BILL PAY OID ON-LINE No Account Number ON 08-19

Capital Investment	\$ -
Total (-)	\$ (24,635.02)
Total (+)	\$ -
Net (Cap+O&M)	\$ (24,635.02)
Net (O&M)	\$ (24,635.02)

			%
Admin	1	\$ (3,510.06)	14%
Maintenance	2	\$ (3,435.28)	14%
Capital Expenses	3	\$ -	0%
Overhead	4	\$ (13,691.59)	56%
Water Lease	5	\$ (3,998.09)	16%
Deposit	6	\$ -	



Sent	Payee	Amount	Payment Account	Deliver by	Status
12/08/22	Aspect Consulting	\$3998.09	...9497	12/15/22	Check Cleared
09/26/22	OID	\$2003.72	...9497	10/03/22	Check Cleared
09/07/22	Schmitt Electric	\$2182.59	...9497	09/14/22	Check Cleared
09/07/22	OConnell Drilling & Supply, LLC	\$1133.08	...9497	09/14/22	Check Cleared
09/07/22	Pape Machinery	\$119.61	...9497	09/14/22	Check Cleared
08/18/22	OID	\$1494.34	...9497	08/25/22	Check Cleared
08/05/22	Department of Ecology	\$5130.00	...9497	08/12/22	Check Cleared
08/05/22	OID	\$1789.51	...9497	08/12/22	Check Cleared

Account Summary

As of 01/29/2023

- BUSINESS CHECKING** ...5408: \$1,411.40 Available balance
- BUSINESS CHECKING** ...9497: \$23,421.81 Available balance
- BUSINESS PLATINUM SAVINGS** ...1802: \$9,522.35 Available balance